

(29.2mm×12.8mm×20.9mm)

UL/cUL,TUV,CQC

5,000VAC

RoHS

REACH SvHC

CRUUS -
E341422

TUV -
R50174892

CQC -
CQC10002043606

		12-24 VDC
		540mW
		720mW

CHZ-LA2/LC2(540mW),

(VDC)	(mA)	(Ω)±10%	(VDC)	(VDC)	(VDC)
12	44.4	270	≤9	≥0.6	/
24	21.8	1,100	≤18	≥1.2	/

CHZ-DA2/DC2(720mW),

(VDC)	(mA)	(Ω)±10%	(VDC)	(VDC)	(VDC)
12	60.0	200	≤9	≥0.6	/
24	29.3	820	≤18	≥1.2	/

1

2 100ms

3)

	≤100mΩ @6VDC, 1A
	250VAC/30VDC
	10A
	2,500VA/300W
( )	10A(N.O)/5A(N.C) @ 250VAC 10A(N.O)/5A(N.C) @ 30VDC
	10,000,000 ops Min.( )
	100,000 ops Min( )
	100mA @ 5VDC ( )

ژ (ئ ɔ)	20ms
ژ (ئ ɔ)	8ms
ڳ ɔ	1,000MΩ (@500 VDC)
⅄ ⅄	155 F
ǟ -ʅ ɐ ژ	5,000 VAC, 50/60Hz (1 ٹ)
ʅ ɐ -ʅ ɐ ژ	1,000 VAC, 50/60Hz (1 ٹ)
ǟ ɔ (ʅ ɐ ژ)	10KV(1.2/50μs)
ǟ	10Hz~55Hz. 1.5mm
ئ	10Hz~55Hz. 1.5mm
	1,000m/S^2(100G)
	1,00m/S^2(10G)
ɤ ɤ □	-40 ~85
ɤ ɤ ►	(20%~85%) RH
⅄ A	PCB ɔ ٹ ⅄
گ ⅄ (UL94-V0)	V ʃ (ǟ ,RT II)
	S (ǟ ▌‖ ,RT III)
ʇ	13g

	CHZ01	-V	-1	12	L	A	2	F	000

1. ⅄

2.
V ʃ (ǟ ,RT II)
S (ǟ ▌‖ ,RT III)

3. ʅ ɐ
1= ʅ ɐ

4. ئ ɔ
12 =12VDC 24 =24VDC

5. ǟ
L= ь ǫ̌ (540mW) D = (720mW)

6. ʅ ɐ
A = Ã C = ج

7. ʅ ɐ و
& 2=Ag Alloy

8. ⅄ ⅄ ⅄
Blank & F = Class(155)

9. ئ ǟ ǟ
000~999 AAA~ZZZ or ⅄ ... ´ ˜ ʅ ∂

├ 1) ├: ┼ ɤ (H_2S SO_2 NO_2 ⅄ ⅄ / ⊢) ɤ ò □ ʃ ɤ ʃ
/ ɤ (ʇ H_2S SO_2 NO_2 ⅄ ⅄ / ⊢) ɤ , ã ɲ ʃ ɤ ت گ ɤ ڤ ɲ
ت ǟ ɤ ⅄ ɔ ف ⅄ ɔ ʅ ɐ ì ʅ ǫ̌
(2) ⅄ ɔ ⊢ PCB ì , ɹ ڤ ▌‖ ǟ ´ ˍ ɲ,ت ǟ ǟ ⅄ , گ ì گ h

Ã ج

Ã ج

├
1)
≤1mm, ±0.2mm;
1mm ≤5mm, ±
0.3mm;
5mm, ±0.5mm.
2) ⊢ ±0.1mm.

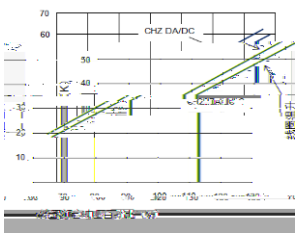

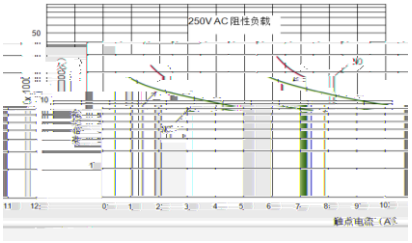

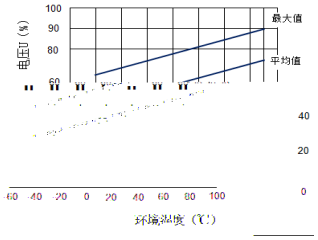

1. ¨ ⊢



¨ 50PCS

ᴬ 1000PCS

2. ᴬ ⊢

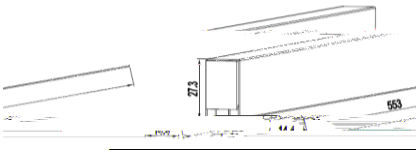

ᴬ 18PCS

ᴬ 1000PCS